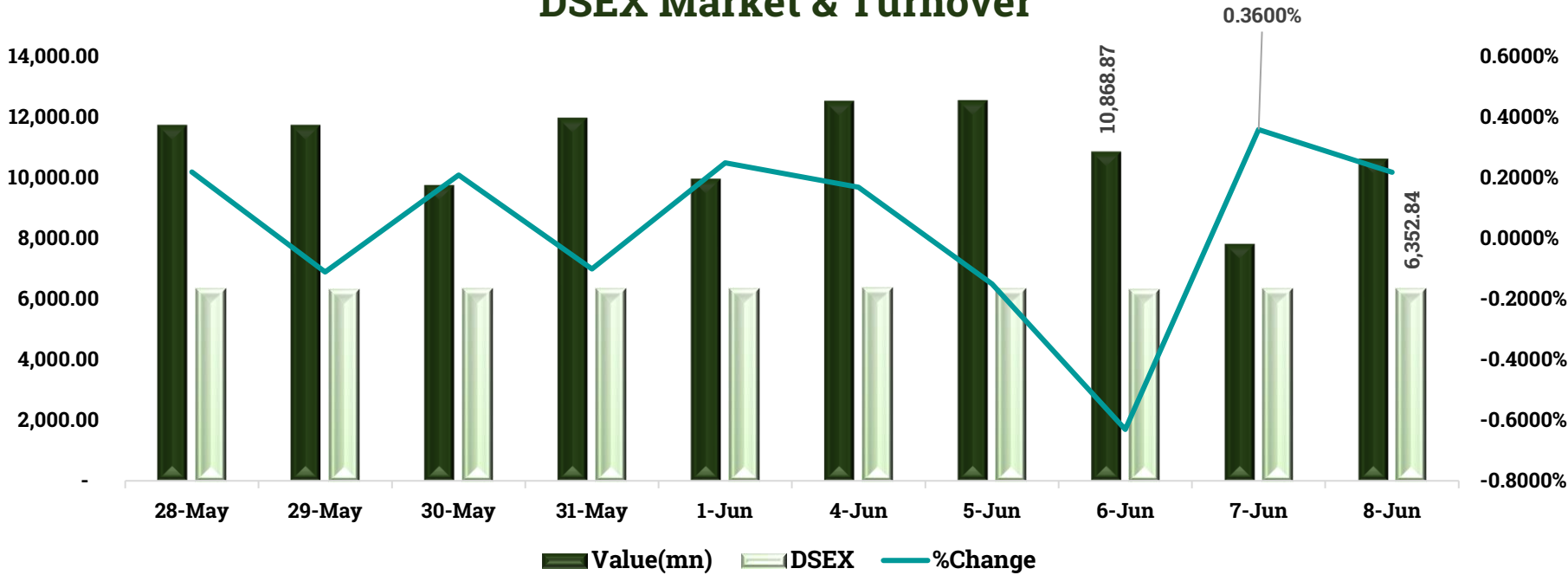


# Weekly Stock Market Report



## WEEKLY MARKET UPDATE 01-08 June 2023

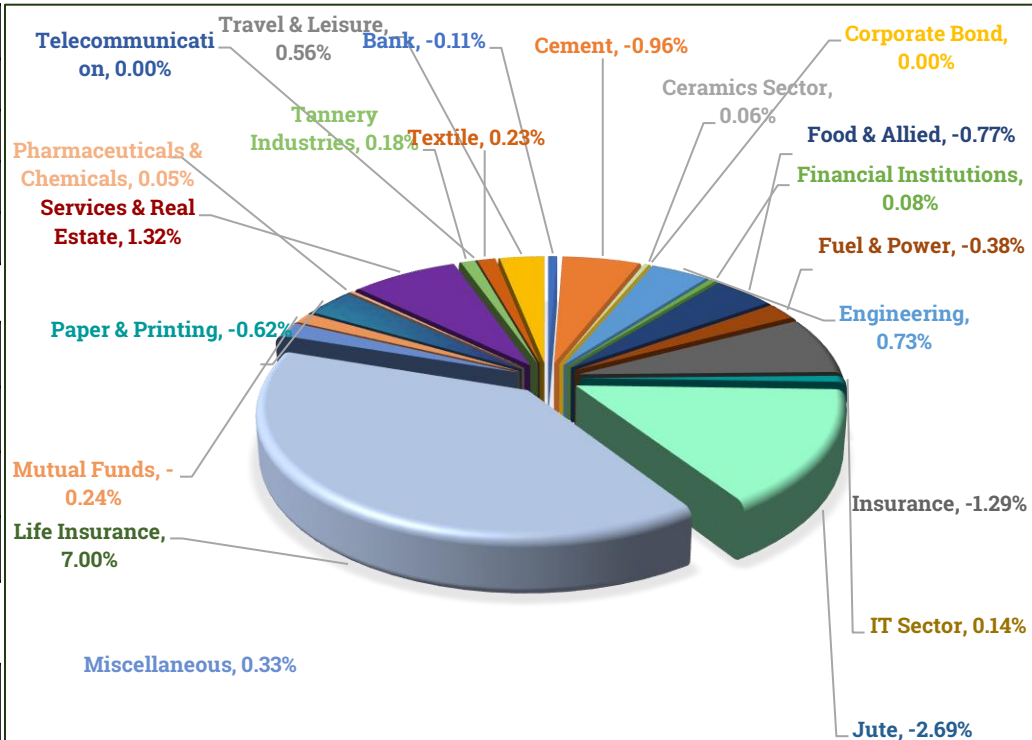
### DSEX Market & Turnover



### DSE Index Summary

Index	08-June-23	01-June-23	Point Change	% Change
DSEX	6352.84	6355.56	-2.714	-0.043%
DSES	1378.43	1379.57	-1.138	-0.083%
DSE30	2192.89	2201.33	-8.443	-0.384%

### Sector wise weekly Turnover Change Contribution



### MARKET CAPITALISATION

1. EQUITY	4508002070242.37
2. MUTUAL FUND	37610508504.04
3. DEBT SECURITIES	3191270261143.70
<b>TOTAL</b>	<b>7736882839890.11</b>

### TOTAL TRANSACTIONS

A. NO. OF TRADES	210724
B. VOLUME(Nos.)	169798360
C. VALUE(Tk)	10637775307.80

**Issues Advanced**

82

**Issues declined**

97

**Issues Unchanged**

166

# Weekly Stock Market Report



## WEEKLY MARKET UPDATE 01-08 June 2023

### Weekly observation

Economic Update		
Forex Reserve Gross (Apr-2023)	30965.3	USD in Mn
Call Money Rate (07-06-2023)	6.02	Weighted Average Interest Rate
Inflation Rate (Point to Point)	9.94%	May-23
Consumer Price Index	111.06	May-23

### BRACBANK: Board decision regarding issuance of Subordinated Bond

The company has informed that the Board of Directors of the company has decided to issue "Subordinated, Non-Convertible, Fully Redeemable, Coupon Bearing, Floating Rate Subordinate Bond up to BDT 700.00 Cr. (BDT Seven Hundred Crore) for 7 years under private placement" to enhance Tier-II capital base of the company subject to the approval of the Regulatory Authorities.

### Weekly Top Performer

Top 10 Gainer (Closing Price-All companies)		
Company	% Change	Close price
NAVANAPHAR	9.98%	109.10
PROGRESLIF	9.97%	107.00
SONALILIFE	9.96%	111.50
CLICL	9.95%	92.80
YPL	9.95%	24.30
GQBALLPEN	9.93%	109.60
TILIL	9.92%	72.00
FAREASTLIF	9.91%	84.30
NATLIFEINS	9.89%	196.70
RSRMSTEEL	9.85%	22.30

Top 10 Loser (Closing Price-All companies)		
Instrument	% Change	Close price
NTC	-6.15%	447.40
METROSPIN	-5.82%	34.00
CRYSTALINS	-5.26%	46.80
DHAKAINS	-5.14%	59.00
PARAMOUNT	-4.97%	51.60
ICICL	-4.42%	38.90
EIL	-4.23%	29.40
PFISTMF	-3.88%	9.90
EASTERNINS	-3.63%	50.50
SOUTHEASTB	-3.62%	13.30

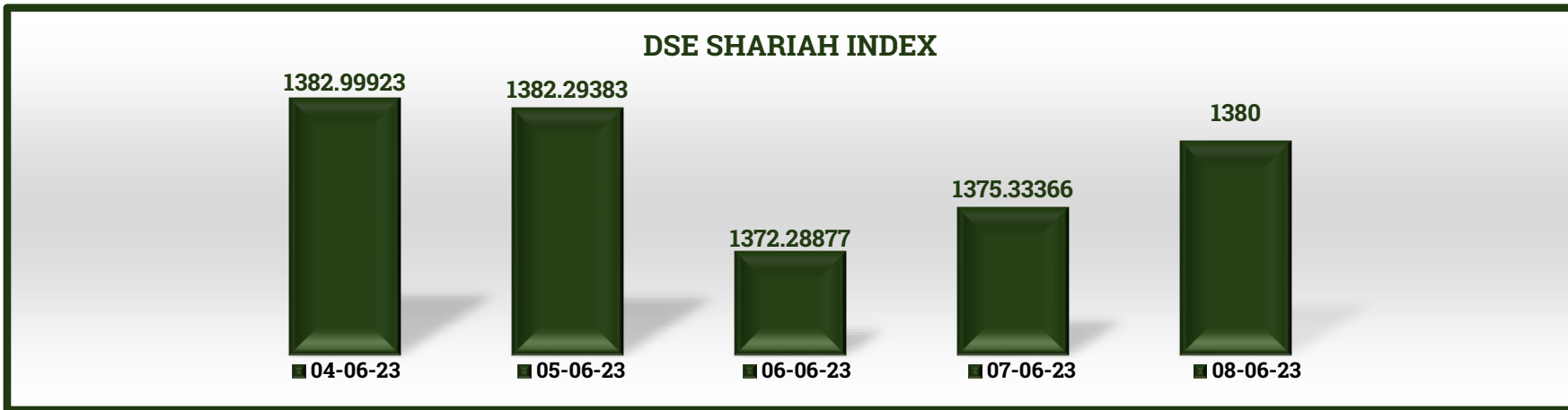
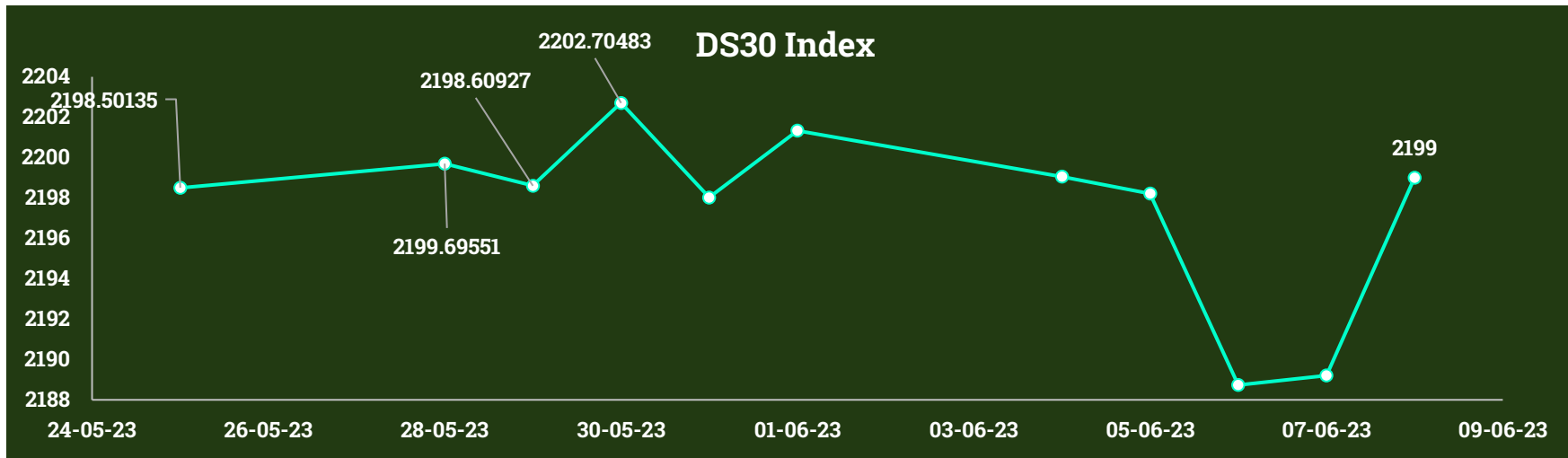
Top 10 Companies by Turnover Value		
Company	% change	Turnover Value in Tk.
MEGHNALIFE	2.11%	439.76
INTRACO	-0.60%	421.23
FAREASTLIF	9.91%	374.25
NAVANAPHAR	9.98%	362.82
RDFOOD	4.85%	338.64
RUPALILIFE	6.30%	334.57
POPULARLIF	8.42%	319.21
CLICL	9.95%	271.55
PRAGATILIF	5.03%	230.04
DELTALIFE	3.86%	209.26

Market Parameter			
Variables	07 June 2023	06 June 2023	Change
Market Annualized PE	19.52	19.49	0.15%
Turnover Velocity	31.86%	37.87%	-6.01%
Market RSI (14 Days)	60.04	54.16	10.86%
Market MFI (14 Days)	64.17	64.93	-1.17%
Dividend Yield	3.22%	3.22%	0.00%
Market Cap (BDT Bn)	7728.04	7717.11	0.14%
Market Cap (USD bn)	71.64	71.82	0.14%
Market Cap to GDP Ratio	19.46%	19.43%	0.03%

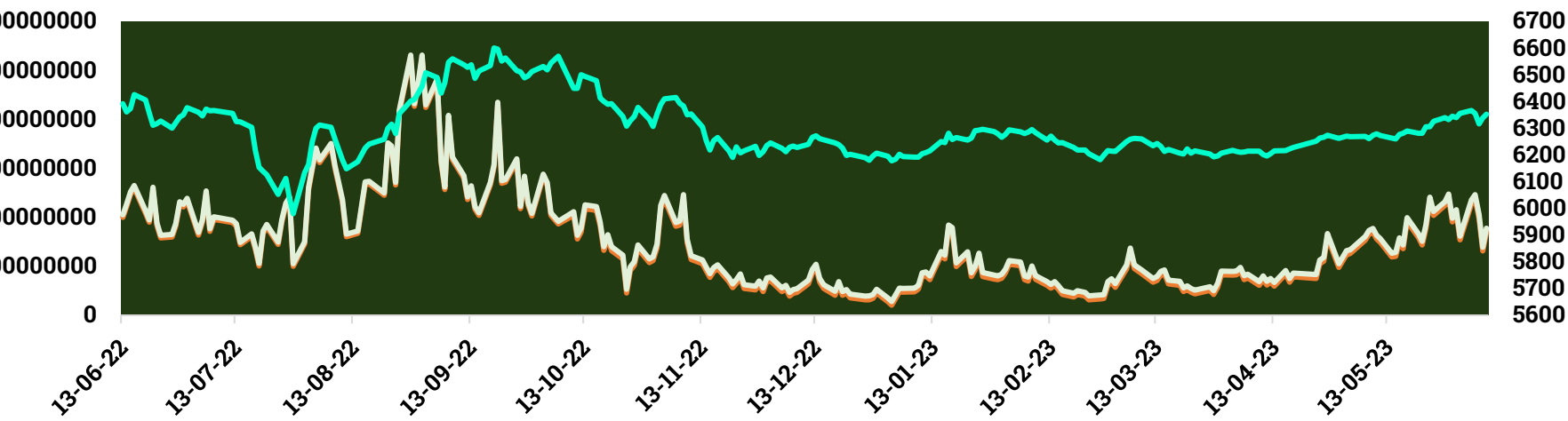
# Weekly Stock Market Report



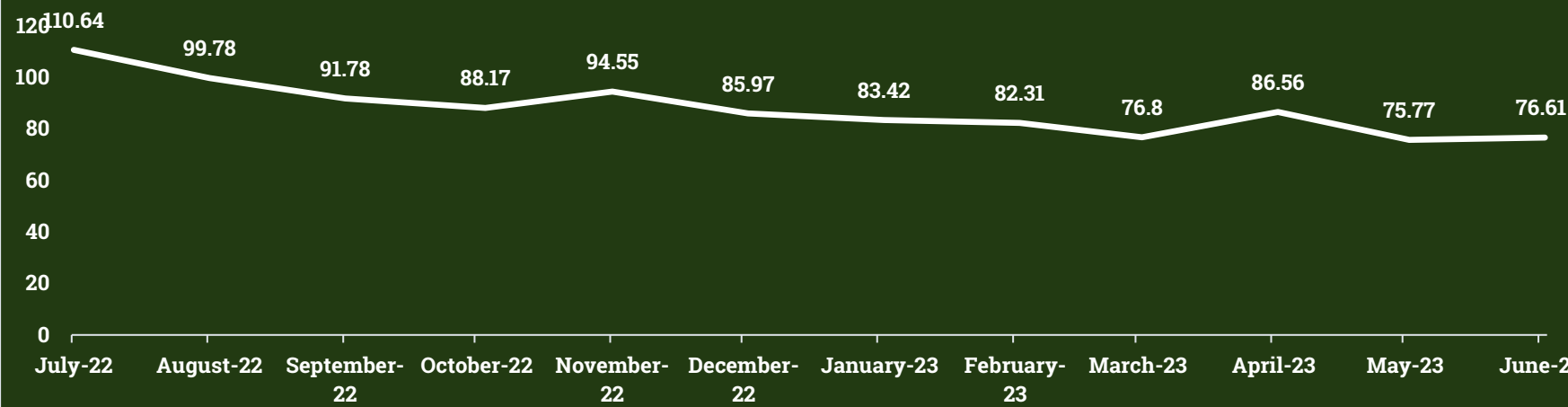
## WEEKLY MARKET UPDATE 01-08 June 2023



DSEX Index, Total Volume, Total Market cap in 2023



### International Brent Crude Oil Spot price Chart



# Weekly Stock Market Report



## WEEKLY MARKET UPDATE 01-08 June 2023

### Currency Update- 08-06-2023

Currency	Buy	Sell
Saudi Riyal (SAR)	28.5326	28.8046
UAE Dirham (AED)	29.1307	29.4084
Kuwaiti Dinars (KWD)	347.6848	350.9992
US Dollar (USD)	107.0000	108.0200
EURO (EUR)	114.5970	115.6894
Pound sterling (GBP)	133.1990	134.4687
Japanese Yen (JPY)	0.7616	0.7689
Swiss franc (CHF)	117.6341	118.7555
Australian Dollar (AUD)	71.4460	72.1251
Canadian Dollar (CAD)	80.2188	80.9821
Swedish Krona (SEK)	9.8333	9.9271
Singapore Dollar (SGD)	79.3621	80.1187
Chinese Yuan (CNY)	15.0617	15.2043
Norwegian Krone (NOK)	9.6944	9.7869
Hong Kong Dollar (HKD)	13.6544	13.7846
Danish Krone (DKK)	15.3842	15.5308

**SOURCE :  
STANDARD  
CHARTERED  
BANK**

### Commodity Price

	08-June-23	Change	Change %
Brent Crude Oil (USD/bbl.)	76.92	1.35	1.79
NYMEX Natural gas (\$ per mmbtu)	2.32	0.06	2.65
Wheat (KCB) (USD/bu.)	620.75	-5.75	-0.92
Sugar (USDb.)	24.29	-0.42	-1.70
Cotton (USD/lb.)	81.50	-	-
Gold (USD/t oz.)	1948.89	-9.67	-0.49
LME 3mth Copper (\$ per mt)	8293.50	-45.50	-0.55
Spot Silver (\$ per troy ounce)	23.75	0.28	1.19

### MACROECONOMIC INDICATORS

Indicators/Years	2017	2018	2019	2020	2021	2022
GDP	\$293.75B	\$321.38B	\$351.24B	\$373.90B	\$416.26B	\$420.52
Per Capita GDP	\$1,840	\$1,991	\$2,154	\$2,270	\$2,503	\$2687
GDP Growth	6.59%	7.32%	7.88%	3.45%	6.94%	7.25%
GNI	\$266.71B	\$329.87B	\$366.49B	\$385.22B	\$435.53B	
Population	161,793,964	163,683,958	165,516,222	167,420,951	169,356,251	171,186,372
Trade Balance	\$-12.81B	\$-23.03B	\$-18.93B	\$-20.14B	\$-26.63B	-
Foreign Direct Investment	\$1.81B	\$2.42B	\$1.91B	\$1.53B	-	-
Unemployment Rate	4.2	4.3	4.2	5.3	5.2	-
Import Prices	237.18	246.03	259.38	269.73	283.38	-
GDP Deflator	208.44	219.37	229.41	240.29	249.42	-

# Weekly Stock Market Report



## WEEKLY MARKET UPDATE 01-08 June 2023

### Sector Statistics

SL NO	Sector	Total Closing Price	Current EPS	P/E	Market Cap( Crore)	Market Cap (%)	Traded Company
1	Bank	609.1	86.21	7.23	66,523.72	8.60%	31
2	Cement	634.5	46.71	18.32	12,327.95	1.59%	7
3	Ceramics Sector	214.3	2.56	88.27	3,200.73	0.41%	5
4	Corporate Bond	0	0	0	3,367.93	0.44%	1
5	Debenture	0	0	0	9.84	0.00%	0
6	Engineering	4,320.20	50.26	78.58	53,269.34	6.89%	40
7	Financial Institutions	471.5	16.52	39.7	18,688.00	2.42%	16
8	Food & Allied	6,227.40	163.2	41.02	40,142.34	5.19%	23
9	Fuel & Power	4,500.20	186.76	19.58	45,669.79	5.90%	19
10	Insurance	2,568.90	120.29	19.94	19,586.30	2.53%	56
11	IT Sector	618.2	21.72	26.81	4,395.85	0.57%	10
12	Jute	425.3	1.76	241.65	359.23	0.05%	3
13	Miscellaneous	2,834.60	115.07	24.47	23,055.39	2.98%	18
14	Mutual Funds	3,132.80	284.27	19.59	4,698.98	0.61%	26
15	Paper & Printing	1,238.10	41.53	36.17	4,169.91	0.54%	6
16	Pharmaceuticals & Chemicals	12,772.90	396.32	31.84	72,263.82	9.34%	35
17	Services & Real Estate	238.7	9.16	31.71	2,915.78	0.38%	4
18	Tannery Industries	1,376.10	49.74	37.02	3,432.43	0.44%	6
19	Telecommunication	535.5	40.33	12.93	58,023.18	7.50%	3
20	Textile	1,865.30	62.15	30.67	17,118.09	2.21%	49
21	Travel & Leisure	271.2	16.26	16.13	5,073.98	0.66%	2
22	Treasury Bond	0	0	0	54,772.84	7.08%	0

### Global Indices

### Index

AMERICA	Open	Prev Close
Dow Jones (USA)	33,562.47	33,573.28
NASDAQ 100 (USA)	13,295.26	13,276.42
S & P 500 (USA)	4,285.47	4,283.85
EUROPE	Open	Prev Close
MDAX (Germany)	27,099.94	27,102.01
CAC 40 (France)	7,198.24	7,209.00
FTSE 100 (Britain)	7,628.10	7,628.10
ASIA	Open	Prev Close
Hang Seng (Hong Kong)	19,227.84	19,252.00
Kospi ( Republic Of Korea)	2,609.21	2,615.60
Nikkei 225 (Japan)	31,877.79	31,913.74
Sensex (India)	63,140.17	63,142.96
Shanghai Composite (China)	3,194.83	3,197.76
NIFTY 50	18,725.35	18,726.40

### POLICY RATE

Rate Name	%
Repo Rate	6.00%
Special Repo Rate	9.00%
Rev Repo Rate	4.25%
Bank Rate	4.00%

### RESERVE RATIO

	SLR	CRR
Traditional Banking	13%	4.00%
Islamic Banking	5.50%	4.00%
Deposit Taker FIs	5%	1.50%
Non Deposit Taker FIs	2.50%	

# Weekly Stock Market Report



## WEEKLY MARKET UPDATE 01-08 June 2023

### Weekly Block Transactions June 08

Instr Code	Max Price	Min Price	Trades	Quantity	Value(In Mn)
AAMRANET	80.7	80.7	1	100937	8.146
ACI	248	248	2	4117	1.021
ACMELAB	89.9	89.9	1	5600	0.503
ACMEPL	31.9	31.9	1	16500	0.526
ADVENT	27.4	27.4	2	700000	19.18
ANWARGALV	194.7	194.7	5	24457	4.762
AOL	37	32.9	18	371697	12.332
ARGONDENIM	20.3	20.3	1	50000	1.015
BATBC	516.6	479.8	16	23144	11.163
BBSCABLES	45.7	45.7	1	12000	0.548
BDLAMPS	250	250	1	2180	0.545
BDTHAIFOOD	32.1	31.4	2	37800	1.198
BEACONPHAR	223.7	223.7	1	25943	5.803
BEXIMCO	115.6	104.1	3	29606	3.298
BRACBANK	34.8	32.3	4	1700000	57.41
BSCCL	199.8	199.8	2	6000	1.199
BSRMLTD	81	81	1	15000	1.215
BXPHARMA	140	133.8	6	35300	4.825
CITYGENINS	49	41	2	240000	10.72
CLICL	88.6	88.6	1	10000	0.886
COPPERTECH	33.5	33.5	1	62700	2.1
CVOPRL	214	214	1	2700	0.578
DBH	51.1	51.1	1	18376	0.939
DELTA LIFE	160	145	2	310620	49.634
DOMINAGE	15	15	1	40000	0.6
DUTCHBANGL	53.3	53.3	1	11000	0.586
EBL	29.2	29.2	1	50000	1.46
EBLNRBMF	6.2	6.2	1	81000	0.502
EGEN	43	41.3	3	36635	1.554
EMERALDOIL	122	112.8	7	143100	17.166

# Weekly Stock Market Report



## WEEKLY MARKET UPDATE 01-08 June 2023

### Weekly Block Transactions June 08

Instr Code	Max Price	Min Price	Trades	Quantity	Value(In Mn)
FINEFOODS	100	97.5	5	43000	4.234
FIRSTSBANK	8.9	8.1	2	354116	3.076
FUWANGFOOD	21.2	21.2	1	50000	1.06
GENNEXT	6	6	1	100000	0.6
GIB	7.8	7.8	2	200000	1.56
GP	261.6	261.6	34	222220	58.133
GSPFINANCE	30.3	28.3	2	76451	2.201
HRTEX	115.1	104.8	6	38053	4.309
IBP	15.3	15.3	1	32700	0.5
INDEXAGRO	93.3	93.3	1	6000	0.56
ISLAMIINS	55	55	3	77000	4.235
JAMUNABANK	22.9	22.9	1	39900	0.914
JHRML	70.4	70.4	1	16000	1.126
JMISMDL	277.8	277.8	1	18000	5
LHBL	70.4	70.4	1	10000	0.704
LOVELLO	41.5	34.2	2	85000	3.163
LRBDL	35	32	21	528866	17.4
MALEKSPIN	24.5	24.5	1	24000	0.588
MARICO	2375	2360	6	2020	4.783
MATINSPINN	77.6	77.6	1	13100	1.017
MEGHNALIFE	119.3	119.3	1	4550	0.543
METROSPIN	35.5	34.1	2	61500	2.141
MIDLANDBNK	13	12.7	2	77833	1
NAHEEACP	58.8	58.8	2	86000	5.057
NAVANAPHAR	103	103	1	6000	0.618
NBL	8	8	4	600000	4.8
NLTUBES	86.6	86.6	1	7758	0.672
OAL	10	10	1	70000	0.7
OLYMPIC	150	150	1	333000	49.95
ORIONPHARM	87.5	71.7	20	333474	26.066

# Weekly Stock Market Report



## WEEKLY MARKET UPDATE 01-08 June 2023

### Weekly Block Transactions June 08

Instr Code	Max Price	Min Price	Trades	Quantity	Value(In Mn)
PADMALIFE	45	45	1	20000	0.9
POWERGRID	52.2	47.2	3	141896	7.057
PRAGATILIF	152.1	144.2	6	88500	13.066
PREMIERCEM	53.1	53.1	1	50000	2.655
PRIMEFIN	10.4	10.4	1	57600	0.599
PRIMELIFE	75	75	1	12500	0.938
PROGRESLIF	103	103	1	7000	0.721
PTL	75	70.6	10	77600	5.711
QUASEMIND	58.1	58.1	1	39150	2.275
RDFOOD	53	46.5	12	510903	25.559
RENATA	1141.8	1141.8	2	2000	2.284
ROBI	27	27	1	66017	1.782
RSRMSTEEL	21.5	21.3	2	62000	1.326
RUPALILIFE	228	205.6	28	862566	181.281
SAIFPOWER	32.3	29.5	3	570195	18.225
SALVOCHEM	61.8	61.8	3	183340	11.33
SANDHANINS	30	29.5	2	115400	3.453
SEAPEARL	197	177.3	2	30000	5.536
SEMLFBSLGF	8.8	8.8	1	120000	1.056
SHASHADNIM	26.6	26.6	1	34319	0.913
SHEPHERD	22.9	22.9	1	22000	0.504
SILCOPHL	21.8	21.8	1	100000	2.18
SILVAPHL	20	19.5	3	83240	1.652
SIMTEX	24	24	2	116000	2.784
SINGERBD	139.9	139.9	1	4702	0.658
SONALIPAPR	615	569	5	5253	3.147
SQURPHARMA	207	204.9	14	48644	9.995
SSSTEEL	15	15	1	33334	0.5
SUNLIFEINS	64.2	62.2	2	20000	1.264
TOSRIFA	31	26	2	37900	1.075
TRUSTB1MF	5.7	5.7	1	100000	0.57
UNIONINS	60	59	3	85000	5.025
UNIQUEHRL	78.5	75.8	2	42400	3.308
YPL	21	21	1	50000	1.05

# Weekly Stock Market Report

WEEKLY MARKET UPDATE 01-08 June 2023



## Disclaimer

DISCLAIMER: This document has been prepared by the Research Team of Islami Bank Securities Limited (IBSL) for information only of its clients residing both in Bangladesh and abroad, on the basis of the publicly available information in the market and own research. This document has been prepared for informational purposes only and does not solicit any action based on the material contained herein and should not be taken as an offer or solicitation to buy or sell or subscribe to any security. Neither IBSL nor any of its directors, shareholders, member of the management, or employees represents or warrants expressly or impliedly that the information or data of the sources used in the documents are genuine, accurate, complete, authentic, and correct. However all reasonable the consequences thereof any claim or demand for such consequences shall be rejected outright by IBSL or by any court of law.

**Data Source:** Bangladesh Bank, Dhaka Stock Exchange, Bangladesh Securities and Exchange Commission,

## \*\*\* Follow Us



Islami Bank Securities limited - IBSL



Islami Bank Securities Limited (IBSL)



islami\_bank\_securities\_limited [@IBSL]



Islami Bank Securities Limited [@IBSL2010]



Islami Bank Securities Limited @islamibanksecuritieslimited

### Sylhet Digital Booth :

Galeria Shopping Complex,  
West Zinda Bazar ,Sylhet  
Phone : 01321-220375

### khulna Digital Booth :

Akankha Center (3rd Floor),  
4/b,Babystand  
,Dakbangla,Khulna  
Phone : 01321-220372  
IPO No: 90005

### Chattogram Branch :

3,Sheikh Mujib Road (level-1),  
Agrabad,Chattogram  
Phone : 02-41370203  
Cell : 01755-645329 & 01787-692079

### Head Office :

20, Dilkusha (5th floor) C/A, Dhaka-1000  
Phone : 02-47119116, 02-47119021,  
02-47119153. Ext. 107 -111-113  
Cell : 01730-397300 & 01709-655796

### Dilkusha Extension of Head Office :

63, Dilkusha (5th floor) C/A, Dhaka-1000  
Phone : 02-9568429  
Cell : 01755-645328

### Motijheel Extension of Head Office :

161, Motijheel (5th floor)C/A,  
Dhaka-1000  
Phone : 01730-397305  
& 01730-374836